



ASBK.COM.AU f t i y

## Round 3 : Winton Motor Raceway : April 28 - 30

### GP JUNIORS CUP

#### Race 1

Date: 29/04/17  
 Event: R01  
 Weather: Partly cloudy - 17.9C  
 Track: Dry - Temp: 22.7C

Started at: 15:00:04  
 Laps: 5  
 Starters: 9  
 Printed at: 15:14

### PROVISIONAL CLASSIFICATION


Pos	No	Name	Machine	Laps	Race Time	Behind	Fastest Lap	On Lap	Top Speed
1	71	Tommy EDWARDS (NSW) / Enemies Everywhere / Newcastle City S'moto / Alpinestars / Steeline	Yamaha YZF-R15	5	9:09.148		1:48.612	2	122
2	66	Joel KELSO (NT) / JDS Moto / Deborah Motorsports	Yamaha YZF-R15	5	9:09.227	.079	1:47.994	2	125
3	308	John LYTRAS (QLD) / Caboolture Yamaha	Yamaha YZF-R15	5	9:09.244	.096	1:48.413	5	128
4	72	Ben BAKER (NSW)	Yamaha YZF-R15	5	9:09.468	.320	1:48.437	5	124
5	34	Jack COUSENS (VIC) / TM Performance / AT Racing / JC's Motorcycle Shop / Cousens Eng.	Yamaha YZF-R15	5	9:18.916	9.768	1:49.471	2	120
6	27	Max STAUFFER (NSW) / Dyno27 / DoctorMak / YRD / Bell Helmets / Alpine Stars	Yamaha YZF-R15	5	9:28.945	19.797	1:52.001	3	120
7	4	Harry KHOURI (NSW) / Excite Motorsports Penrith	Yamaha YZF-R15	5	9:29.276	20.128	1:51.944	5	122
8	33	Reece OUGHTRED (VIC) / Carl Cox Motorsport / Dynoverks / Krooz Tune Susp. / Hot Hoops Tyre W.	Yamaha YZF-R15	5	9:51.402	42.254	1:56.190	3	122
9	97	Luke POWER (VIC) / APT Wealth / JDS Moto / HPC Coatings / Angel Wings	Yamaha YZF-R15	5	9:51.473	42.325	1:56.378	2	118

Fastest Lap was 1:47.994 by Joel KELSO (NT)

Current race lap record for JNR class - 1:39.366 by Zac ZANESCO (NSW) on a RMU 80 set on 17/04/11

The results are provisional until the end of the time limit for protests and appeals.

  
 Chief Time Keeper - Spott Laing

  
 Clerk of Course - Tom Williams



Computime Race Timing Systems Pty Ltd © 1996  
 Licensed to Computime Race Timing Systems

[www.computime.com.au](http://www.computime.com.au)

COMPUTIME RACE TIMING SYSTEMS PTY LTD





ASBK.COM.AU f t i y

# Round 3 : Winton Motor Raceway : April 28 - 30

## GP JUNIORS CUP

### Race 1

Date: 29/04/17  
Event: R01  
Weather: Partly cloudy - 17.9C  
Track: Dry - Temp: 22.7C

Started at: 15:00:04  
Laps: 5  
Starters: 9  
Printed at: 15:14

### PROVISIONAL LAP TIMES

No	Name	Lap 1	Lap 2	Lap 3	Lap 4	Lap 5
4	Harry KHOURI (NSW)	2:00.734	1:52.521	1:52.091	1:51.986	<b>1:51.944</b>
27	Max STAUFFER (NSW)	2:00.506	1:52.198	<b>1:52.001</b>	1:52.144	1:52.096
33	Reece OUGHTRED (VIC)	2:05.058	1:56.578	<b>1:56.190</b>	1:56.271	1:57.305
34	Jack COUSENS (VIC)	1:56.297	<b>1:49.471</b>	1:50.116	1:50.548	1:52.484
66	Joel KELSO (NT)	1:55.230	<b>1:47.994</b>	1:48.511	1:48.590	1:48.902
71	Tommy EDWARDS (NSW)	1:54.438	<b>1:48.612</b>	1:48.647	1:48.837	1:48.614
72	Ben BAKER (NSW)	1:54.184	1:48.670	1:48.593	1:49.584	<b>1:48.437</b>
97	Luke POWER (VIC)	2:03.600	<b>1:56.378</b>	1:56.949	1:57.031	1:57.515
308	John LYTRAS (QLD)	1:54.619	1:48.751	1:48.569	1:48.892	<b>1:48.413</b>

The results are provisional until the end of the time limit for protests and appeals.

Chief Time Keeper - Scott Laing

Clerk of Course - Tom Williams



Computime Race Timing Systems Pty Ltd © 1996  
Licensed to Computime Race Timing Systems

[www.computime.com.au](http://www.computime.com.au)

COMPUTIME RACE TIMING SYSTEMS PTY LTD



ASBK.COM.AU f t i y

# Round 3 : Winton Motor Raceway : April 28 - 30

## GP JUNIORS CUP

### Race 1


Date: 29/04/17  
 Event: R01  
 Weather: Partly cloudy - 17.9C  
 Track: Dry - Temp: 22.7C


Started at: 15:00:04  
 Laps: 5  
 Starters: 9  
 Printed at: 15:14

### PROVISIONAL SPLIT TIMES

Lap	Split 1	Split 2	Split 3	Split 4	Lap Time	Spd	Lap	Split 1	Split 2	Split 3	Split 4	Lap Time	Spd
<b>4 Harry KHOURI (NSW) (7th)</b>							3	<b>15.306</b>	17.906	37.061	38.238	1:48.511	125
1	23.114	19.089	38.993	39.538	2:00.734	61	4	15.978	<b>17.653</b>	37.194	<b>37.765</b>	1:48.590	122
2	16.230	19.084	38.278	38.929	1:52.521	122	5	15.702	18.102	<b>36.794</b>	38.304	1:48.902	119
3	16.112	18.860	38.026	39.093	1:52.091	121	<b>71 Tommy EDWARDS (NSW) (1st)</b>						
4	16.021	<b>18.744</b>	38.365	<b>38.856</b>	1:51.986	121	1	21.475	17.976	36.985	38.002	1:54.438	50
5	<b>15.970</b>	18.891	<b>37.982</b>	39.101	<b>1:51.944</b>	120	2	<b>15.434</b>	<b>17.814</b>	37.165	38.199	<b>1:48.612</b>	121
<b>27 Max STAUFFER (NSW) (6th)</b>							3	15.753	17.939	37.142	<b>37.813</b>	1:48.647	121
1	23.420	18.966	39.020	39.100	2:00.506	59	4	15.636	17.844	37.098	38.259	1:48.837	122
2	16.371	18.711	38.350	38.766	1:52.198	120	5	15.549	17.979	<b>36.871</b>	38.215	1:48.614	121
3	<b>16.256</b>	<b>18.593</b>	38.302	38.850	<b>1:52.001</b>	120	<b>72 Ben BAKER (NSW) (4th)</b>						
4	16.413	18.800	38.240	<b>38.691</b>	1:52.144	119	1	20.992	17.965	37.235	37.992	1:54.184	42
5	16.409	18.961	<b>37.985</b>	38.741	1:52.096	119	2	15.452	<b>17.896</b>	37.308	38.014	1:48.670	121
<b>33 Reece OUGHTRED (VIC) (8th)</b>							3	15.643	18.166	36.966	<b>37.818</b>	1:48.593	121
1	24.257	19.710	40.555	40.536	2:05.058	65	4	15.609	17.975	37.288	38.712	1:49.584	120
2	16.925	19.599	40.180	39.874	1:56.578	121	5	<b>15.377</b>	18.293	<b>36.793</b>	37.974	<b>1:48.437</b>	124
3	16.911	19.355	40.170	<b>39.754</b>	<b>1:56.190</b>	121	<b>97 Luke POWER (VIC) (9th)</b>						
4	<b>16.883</b>	<b>19.274</b>	<b>40.106</b>	40.008	1:56.271	121	1	23.578	19.797	40.047	40.178	2:03.600	63
5	17.255	19.442	40.480	40.128	1:57.305	122	2	16.830	19.547	<b>39.937</b>	40.064	<b>1:56.378</b>	118
<b>34 Jack COUSENS (VIC) (5th)</b>							3	<b>16.824</b>	<b>19.475</b>	40.371	40.279	1:56.949	118
1	22.394	18.151	37.565	38.187	1:56.297	56	4	16.928	19.630	40.171	40.302	1:57.031	118
2	<b>15.989</b>	<b>17.879</b>	<b>37.535</b>	<b>38.068</b>	<b>1:49.471</b>	120	5	17.581	19.897	40.166	<b>39.871</b>	1:57.515	118
3	16.023	17.999	37.788	38.306	1:50.116	120	<b>308 John LYTRAS (QLD) (3rd)</b>						
4	16.185	18.019	37.715	38.629	1:50.548	120	1	21.247	18.183	37.317	<b>37.872</b>	1:54.619	54
5	16.289	18.069	39.236	38.890	1:52.484	119	2	15.704	18.132	36.863	38.052	1:48.751	126
<b>66 Joel KELSO (NT) (2nd)</b>							3	15.707	18.134	<b>36.776</b>	37.952	1:48.569	128
1	22.016	17.961	37.236	38.017	1:55.230	49	4	16.095	<b>17.672</b>	36.956	38.169	1:48.892	127
2	15.386	17.790	36.839	37.979	<b>1:47.994</b>	122	5	<b>15.326</b>	18.067	36.941	38.079	<b>1:48.413</b>	125

The results are provisional until the end of the time limit for protests and appeals.

  
 Chief Time Keeper - Spott Laing

  
 Clerk of Course - Tom Williams



Computime Race Timing Systems Pty Ltd © 1996  
 Licensed to Computime Race Timing Systems

[www.computime.com.au](http://www.computime.com.au)

COMPUTIME RACE TIMING SYSTEMS PTY LTD





ASBK.COM.AU f t i y

# Round 3 : Winton Motor Raceway : April 28 - 30

## GP JUNIORS CUP

### Race 1

Date: 29/04/17  
 Event: R01  
 Weather: Partly cloudy - 17.9C  
 Track: Dry - Temp: 22.7C

Started at: 15:00:04  
 Laps: 5  
 Starters: 9  
 Printed at: 15:14

### PROVISIONAL FASTEST LAPS SEQUENCE

Lap	Race Pos	No Name	Machine	Fastest Lap	On Lap
1	1	72 Ben BAKER (NSW)	Yamaha YZF-R15	1:54.184	1
2	1	72 Ben BAKER (NSW)	Yamaha YZF-R15	1:48.670	2
2	2	71 Tommy EDWARDS (NSW)	Yamaha YZF-R15	1:48.612	2
2	3	66 Joel KELSO (NT)	Yamaha YZF-R15	1:47.994	2

The results are provisional until the end of the time limit for protests and appeals.

*Scott Laing*  
 Chief Time Keeper - Scott Laing

*Tom Williams*  
 Clerk of Course - Tom Williams



Computime Race Timing Systems Pty Ltd © 1996  
 Licensed to Computime Race Timing Systems

[www.computime.com.au](http://www.computime.com.au)

COMPUTIME RACE TIMING SYSTEMS PTY LTD







ASBK.COM.AU f t i y

# Round 3 : Winton Motor Raceway : April 28 - 30

## GP JUNIORS CUP

### Race 1

Date: 29/04/17  
 Event: R01  
 Weather: Partly cloudy - 17.9C  
 Track: Dry - Temp: 22.7C

Started at: 15:00:04  
 Laps: 5  
 Starters: 9  
 Printed at: 15:14

### PROVISIONAL LAP SHEET

No	Lap Time	Gap	No	Lap Time	Gap
<b>Lap 1</b>			97	1:56.949	25.480
72	1:54.184		33	1:56.190	26.379
71	1:54.438	.254	<b>Lap 4</b>		
308	1:54.619	.435	66	1:48.590	
66	1:55.230	1.046	71	1:48.837	.209
34	1:56.297	2.113	308	1:48.892	.506
27	2:00.506	6.322	72	1:49.584	.706
4	2:00.734	6.550	34	1:50.548	6.107
97	2:03.600	9.416	27	1:52.144	16.524
33	2:05.058	10.874	4	1:51.986	17.007
<b>Lap 2</b>			97	1:57.031	33.633
72	1:48.670		33	1:56.271	33.772
71	1:48.612	.196	<b>Lap 5</b>		
66	1:47.994	.370	71	1:48.614	
308	1:48.751	.516	66	1:48.902	.079
34	1:49.471	2.914	308	1:48.413	.096
27	1:52.198	9.850	72	1:48.437	.320
4	1:52.521	10.401	34	1:52.484	9.768
97	1:56.378	17.124	27	1:52.096	19.797
33	1:56.578	18.782	4	1:51.944	20.128
<b>Lap 3</b>			33	1:57.305	42.254
72	1:48.593		97	1:57.515	42.325
71	1:48.647	.250			
66	1:48.511	.288			
308	1:48.569	.492			
34	1:50.116	4.437			
27	1:52.001	13.258			
4	1:52.091	13.899			

The results are provisional until the end of the time limit for protests and appeals.

*Scott Laing*  
 Chief Time Keeper - Scott Laing

*Tom Williams*  
 Clerk of Course - Tom Williams



Computime Race Timing Systems Pty Ltd © 1996  
 Licensed to Computime Race Timing Systems

[www.computime.com.au](http://www.computime.com.au)

COMPUTIME RACE TIMING SYSTEMS PTY LTD



ASBK.COM.AU f t i y

# Round 3 : Winton Motor Raceway : April 28 - 30

## GP JUNIORS CUP

### Race 1

Date: 29/04/17  
 Event: R01  
 Weather: Partly cloudy - 17.9C  
 Track: Dry - Temp: 22.7C

Started at: 15:00:04  
 Laps: 5  
 Starters: 9  
 Printed at: 15:14

### PROVISIONAL LAP CHART

Grid	1	2	3	4	5
72	72	72	72	66	71
66	71	71	71	71	66
71	308	66	66	308	308
308	66	308	308	72	72
34	34	34	34	34	34
27	27	27	27	27	27
4	4	4	4	4	4
97	97	97	97	97	33
33	33	33	33	33	97

The results are provisional until the end of the time limit for protests and appeals.

*Scott Laing*  
 Chief Time Keeper - Scott Laing

*Tom Williams*  
 Clerk of Course - Tom Williams



Computime Race Timing Systems Pty Ltd © 1996  
 Licensed to Computime Race Timing Systems

[www.computime.com.au](http://www.computime.com.au)

COMPUTIME RACE TIMING SYSTEMS PTY LTD